

MITSEIKI TL Series CNC Lathes

3000, 3500 & 4000 Series



Features

- Large swing over gap — 1020 mm 3000 Series, 1150 mm 3500 Series, 1280 mm 4000 series
- All series available with 2, 3, 4, 5 & 6 metres between centres
- Bore diameter options between 106~355 mm
- Cross slide can accommodate V-turret & hydraulic 4-way tool post
- Rigid double box way slides, extra wide, induction hardened & precision ground
- Rapid traverse speed of 12 m/min.
- Fagor 8055 CNC controller (Fanuc & Siemens also available)
- High pressure coolant pump
- Repeatable accuracy ± 0.01 mm
- Powerful Fagor AC spindle motor: 22 / 33 kW, rigid and balanced headstock for high speed running and large loading capacity
- Two speed spindle with auto gear shift
- Tail stock with interlock device for carriage
- Travelling front guarding system
- Low volt control system • Portable MPG

Options / Accessories

- Steady rest (roller type), follow rest (bronze type)
- Various chuck options
- C-axis and power turret
- Chip conveyor and wash down device
- Hydraulic tail stock quill
- Fanuc & Siemens controllers

MITSEIKI TL Series CNC Lathes


3000, 3500 & 4000 Series



The lathe is equipped with a travelling chuck guard to ensure operator safety. Large chucks are accommodated with ease and fitted with an Interlock safety system.

A travelling guarding system is also equipped to the cross slide with electronic safety lock and allows easy operator access to setup tooling.


Large rear panels also provide easy access for maintenance.



The large cross slide accommodates a V-turret or power V-turret. A hydraulic 4-way tool post is also available as an option and both can be mounted which offers versatility and increased production.

The lathe bed consists of a rugged heavily ribbed Meehanite casting construction with square box way slides for increased traverse rates. Bed ways are induction hardened and precision ground.

Large diameter ball screws are preloaded to ensure positioning & repeated accuracy.




The CNC control panel is mounted on a travelling overhead arm. The Fagor 8055 controller provides a TFT colour screen and easily accessible controls.

Fanuc or Siemens controllers are also available.

Fanuc control panel shown




High pressure coolant pump



◀ Rigid and balanced headstock for high speed running and large loading capacity. An automatic 2 speed gearbox provides high torque and quiet operation.

▶ The rigid rib designed carriage is coated with Turcite B. Together with lubricated slide ways this provides smooth and accurate movement.

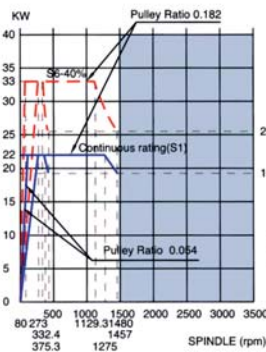


◀ An extra long quill to ensure full cutting length even when the machine is equipped with a power turret. The tailstock can also be manually engaged to the cross slide.

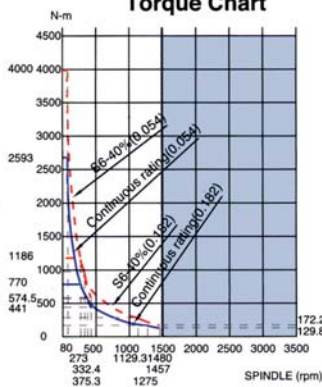


106 / 153 mm bore

Horsepower Chart

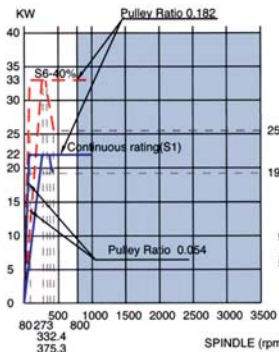


Torque Chart

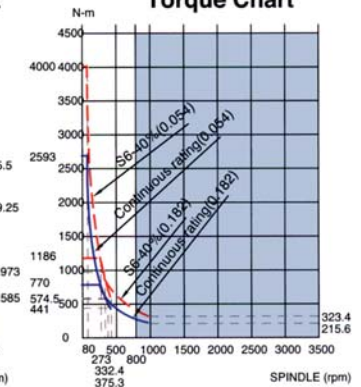


230 mm bore

Horsepower Chart

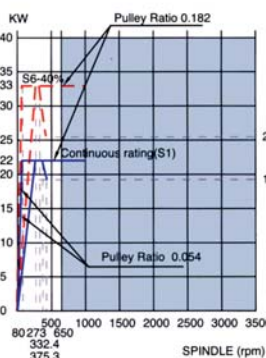


Torque Chart

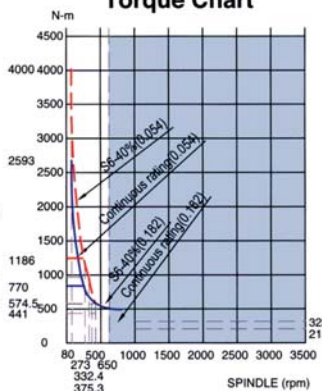


245 mm bore

Horsepower Chart

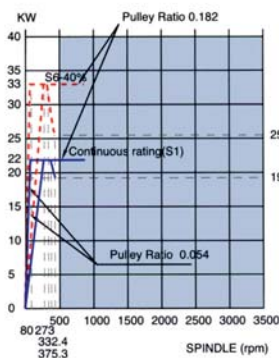


Torque Chart

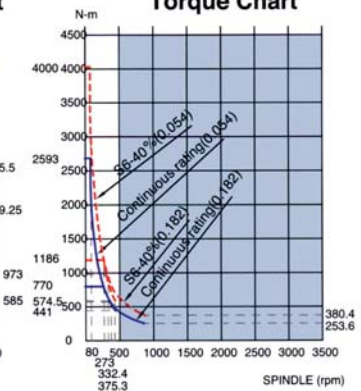


355 mm bore

Horsepower Chart



Torque Chart



Images for illustration purposes. Specifications subject to change without notice.

TL 3000, 3500 & 4000 Series – Specifications

		TL-3000 Series	TL-3500 Series	TL-4000 Series
Swing in gap		1020 mm	1150 mm	1280 mm
Swing over bed		760 mm	890 mm	1020 mm
Swing over cross slide		420 mm	550 mm	680 mm
Max. turning length (with turret)		2,3,4,5,6 metre	2,3,4,5,6 metre	2,3,4,5,6 metre
Hole through (with hydraulic chuck option)		91 mm for 106 bore	91 mm for 106 bore	91 mm for 106 bore
Gap length from spindle nose surface		372 mm	372 mm	372 mm
Max. work piece weight (with tail stock)		3000 kg	3000 kg	3000 kg
Travel	X axis	455 mm	455 mm	550 mm
	Z axis		2200 / 3200 / 4200 / 5200 / 6200 mm	
Feed rate	X axis rapid traverse		10 m/min.	
	Z axis rapid traverse		12 m/min	
	Jog feed		3 m/min	
Spindle	Speed range (NN bearings)		15~1480 rpm (106 mm / 153 mm bore)	
	Speed range (taper roller bearings)		1~800 rpm (230 mm bore), 10~650 (254 mm bore), 10~500 (355 mm bore)	
	Suitable chuck size (option)		305 (106 mm bore), 406 (153 mm bore or bigger)	
	Spindle nose		A1-11 (106 mm bore), A2-11 (153 mm), A2-15 (230/254 mm), A2-20 (355 mm)	
	Spindle hole diameter		106 mm (standard), 153, 230, 254 & 305 mm (options)	
	Motor power (Fagor)		22 / 33 kW (standard)	
	Max. torque		273.67 kgm (standard)	
Turret (option)	No. of tool stations		V8 or H4	
Accuracy	Positioning		± 0.015 mm	
	Repeatability		± 0.01 mm	
Slide	Bed width		560 mm	
	Cross slide guide width		300 mm	
Feed motor (Fagor)	X axis power		11.9 Nm	
	Z axis power		20.8 Nm (4m or shorter), 27.3 Nm (5m or longer)	
Ball screw	X axis		40 mm	
	Z axis		63 mm (3m or shorter), 80 mm (4m or longer)	
Tail stock	Quill stroke		230 mm	
	Stroke diameter		125 mm	
	Quill inside taper		MT6	
Coolant	Pump motor		750 W, 1.7 bar	
	Pump capacity		17 l/min	
	Pump pressure		3.5 kg/cm ²	
Lubrication	Pump motor		12 W	
	Pump capacity		130 cc/min.	
Dimension	Length		4900 / 5900 / 6900 / 7900 / 8900 mm	
	Width	2630	2630	2800
	Height	2220	2220	2285
Weight			10,000 ~ 15,000 kg	



R O N M A C K
M A C H I N E R Y

Your leading supplier of specialist metalwork machinery

Perth — Head Office: T (08) 9445 0700, F (08) 9446 3635, Freecall 1800 818 448. PO Box 1084, Osborne Park, Western Australia 6916.

Perth Showroom: Metalwork, 8 Hector Street (West) Osborne Park, Western Australia 6017. Email: info@ronmack.com.au

Melbourne Office / Showroom: T (03) 9933 7777, F (03) 9314 8988. Unit 1, 38-40 Little Boundary Road, Laverton North, Victoria 3026

Queensland: T 0439 901 646, F (07) 3824 6389. PO Box 5119, Alexandra Hills, Queensland 4161

New South Wales: 0422 237 409 South Australia: 0439 094 486